

User Guide

AUSTRALIA'S FAVOURITE TRACK-GUIDED BLIND SYSTEM



CONGRATULATIONS
on your investment in Genuine
Ziptrak® Interior blinds.

OPERATION

Ziptrak® blinds are easy and simple to use, providing a smooth glide for years of care-free operation. If it is difficult to raise or lower your blind for no obvious reason, please contact your Ziptrak® retailer.

Spring-balanced

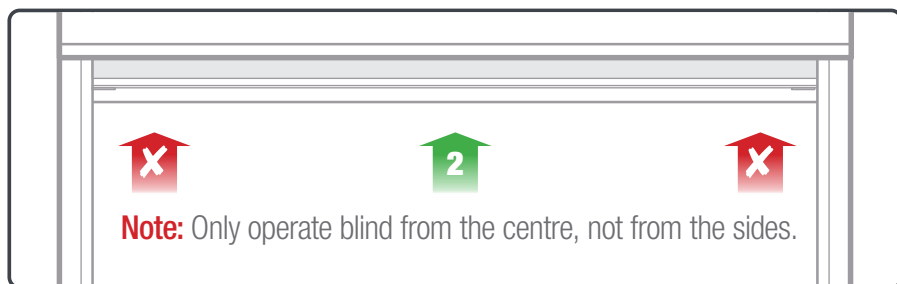
Spring-balanced blinds allow you to easily lower or raise the blind, with a sophisticated spring that supports the weight of the blind. The blind should be hand-operated from the centre of the bottom bar. This ensures the material rolls evenly onto the top tube. The blind should always glide smoothly and easily along the track.

Motorised

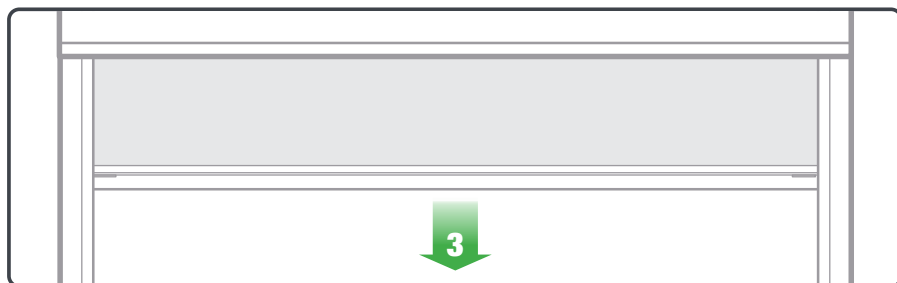
Motorised blinds are operated by utilising the remote control provided and must be supervised while moving. Refer to the remote control instructions for operating guidance. Motorised blinds cannot be hand-operated and doing so may damage the blind. Unless your motorised blinds are solar powered, they will not operate during a power outage. Please refer to the windy conditions section for further information on how to operate with an open window.

ZIPTRAK® BLINDS CAN BE LEFT AT ANY HEIGHT

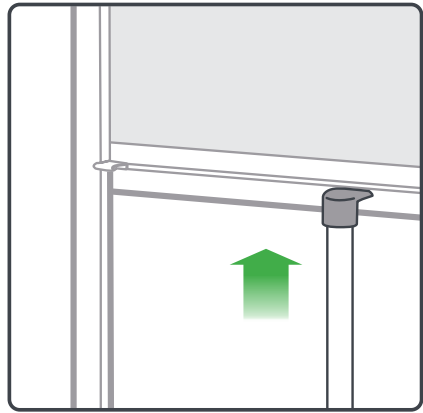
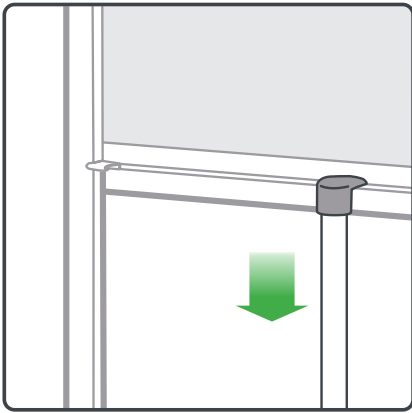
1 Retract the blind



2 Lower to the preferred height



HOW TO USE THE PULL STICK



When operating the blind using a pull stick, the pull stick should only be placed in the centre of the bottom bar to push/pull the blind up or down. Pressure should only be applied on the lip of the bottom bar.

WINDY CONDITIONS

Ziptrak® Interior Blinds is a finely engineered solution for home privacy. To extend the life of your system please adhere to the following instructions.

Care must be taken to have the blind opened at least half way, or fully opened, when the window is open. The Ziptrak® Interior blind is not made to withstand strong wind pressure, especially when having Blackout, Lush or Sheer fabric materials. Avoid closing the blind completely when the window is open. If windy conditions occur while

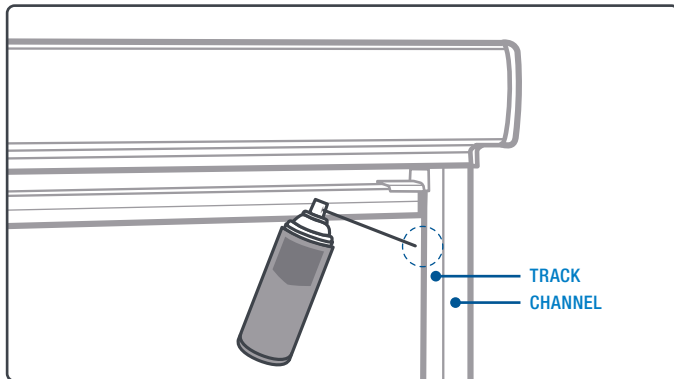
raising or lowering the blind, use your hand to push against the fabric to reduce the pressure, and then operate the blind. Motorised Ziptrak® blinds must be supervised when raising and lowering at all times. For further information, please speak with your retailer, or visit the Ziptrak® website.

CLEANING

The Ziptrak® Interior system and hardware can be matched with a variety of interior blind fabrics and frame colours. The skin material 'fabric' and frame finishes are not a product of Ziptrak Pty Ltd. Please speak with your retailer to receive complete care instruction for cleaning and maintenance from the relevant manufacturer.

MAINTENANCE

In general, Ziptrak® blinds should not require additional lubrication as part of regular maintenance. However, in dusty locations, you may wish to add lubricant to assist with the continued smooth operation of the blind, approximately once a year. Only use food- or dry-based silicone spray. Do not use any oil-based lubricant. To apply, lower the blind all the way and evenly spray into the groove between the spline and the track. Do this only for the exterior of the blind, on both the left and right sides. After lubrication, open and close the blind several times to evenly distribute the silicone spray within the track.



It is very important that you do not use any oil based lubricants such as WD40, as they will damage the spline tape and clog the dust that may be within the track.

WARRANTY

Please contact your retailer to discuss their warranty period and inclusions. Ziptrak® provides retailers with a 5-year warranty of all the components on the Ziptrak® Interior system. If you have any questions or concerns regarding the performance, operation or maintenance of your blind system, or require replacement parts, please contact your retailer. Alternatively, contact Ziptrak® customer support.

Your local Ziptrak® expert

www.ziptrak.com.au | Phone 1300 77 00 65 | enquiry@ziptrak.com.au

© Ziptrak Pty Ltd 2025. Ziptrak® Registered Trade Mark of Ziptrak Pty Ltd. (100% Australian Owned). 20250918_01_AU